

IOWA STATE UNIVERSITY

OF SCIENCE AND TECHNOLOGY

Preservation Department

CONSERVATION CONDITION REPORT AND TREATMENT PROPOSAL

Date received: 7/19/2012

Date of report: 9/23/2016

Conservator: Melissa Tedone/Sofia (Sonya) Barron

Call Number: RS 22/11/2/5

Barcode/Bib Record: -

Title: Alpha Gamma Rho Fraternity Charter

Collection: Archives

Curator/Archivist: Bradley Kuennen

Author/Creator: -

Imprint/Date of creation: 1913

Format: flat document

Materials: parchment, printing ink, writing ink, glass frame

Dimensions: when cockled **H** 44.5cm x **W** 32.3cm

Notes: After treatment, send document to Digital Initiatives for digitization.

CONDITION REPORT

Description (Melissa Tedone)

The primary support is vellum. The media are black printing ink and brown writing ink. Red wax residue forms a ring pattern on the lower left recto of the document. The item is framed behind glass.

Condition (Melissa Tedone)

EXAMINATION BEFORE REMOVAL FROM FRAME: The document is severely cockled. The center of the document has contracted so tightly that is difficult to read the text. The left recto and top edge of the document have pulled away from the inner edges of the frame by several centimeters as a result of the cockling. The red wax residue indicates the loss of a wax seal before the item was framed.

EXAMINATION AFTER REMOVAL FROM FRAME: Examination under UV light revealed little new information, other than confirming the absence of mold. Ink testing with DI water produced prominent offset, indicating that the brown writing ink is highly water-soluble. The fading/loss of ink in the signatures is likely the result of light exposure combined with extreme humidity fluctuations, the latter also responsible for the document's severe cockling. There is one tear, 8 cm long, from the center point of the cockling out to the left recto edge of the document.

TREATMENT PROPOSAL (Sofia (Sonya) Barron)

1. Humidify and flatten on the suction table. Turn over once.
2. Partially dry on the suction table, until 75% dry. Dry for the remainder of the time between felts under weight.

RS 22/11/2/5

3. Stabilize the tear by attaching bridge mends to the reverse of the document.
4. Humidify the document again. Dry by stretching on clips.
5. Repair the tear with permanent mends.
6. To minimize impressions left by the clips, humidify again, sandwich the edges between strips of board and attach clips to the document through the boards. Allow to dry completely.
7. Hinge around the entire perimeter, construct a floating mat with a top cover for safe storage.

Estimated hours: 40

Photos on file: BT, DT, AT

Curatorial Approval Signature: _____

Date signed: _____

IOWA STATE UNIVERSITY

OF SCIENCE AND TECHNOLOGY

Preservation Department

CONSERVATION TREATMENT REPORT

Date received: 7/19/2012

Date of report: 6/27/2018

Conservator: Sofia (Sonya) Barron

Call Number: RS 22/11/2/5

Title: Alpha Gamma Rho Fraternity Charter

Collection: Archives

Curator/Archivist: Bradley Kuennen

Imprint/Date of creation: 1913

Format: flat document

Materials: printing ink, writing ink, parchment

Dimensions: flattened **H 46.9cm x W 32.8cm**

Notes: After treatment, the document was digitized.

TREATMENT REPORT

- 1) Humidified and flattened document multiple times using a Gore-Tex chamber
- 2) Mended the large tear with heavy weight Japanese tissue and wheat starch paste.
- 3) Filled the loss at the start of the tear near the left edge with heavy weight Japanese tissue and paste.
- 4) Coated the fill with a diluted solution of methyl cellulose to impart sheen.
- 5) Mounted the document onto museum-quality mat board with Japanese tissue hinges using paste.
- 6) Placed the mounted document into a storage mat.

Materials used:

Okawara heavy weight Japanese tissue, Usu mino Japanese tissue, Zen Shofu wheat starch paste, 4M methyl cellulose 10% aqueous solution, diluted.

Hours spent: 35

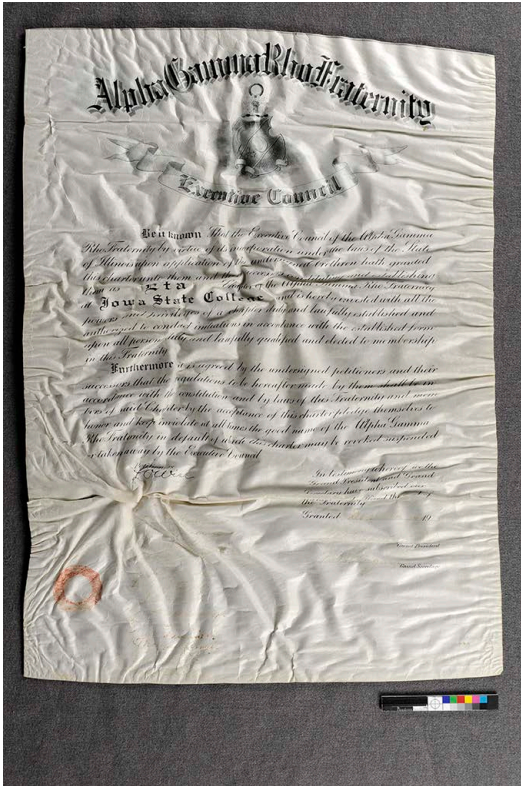
Photos on file: Before and after treatment

Curatorial Approval Signature: _____

Date signed: _____

Before Treatment

After Treatment




Recto



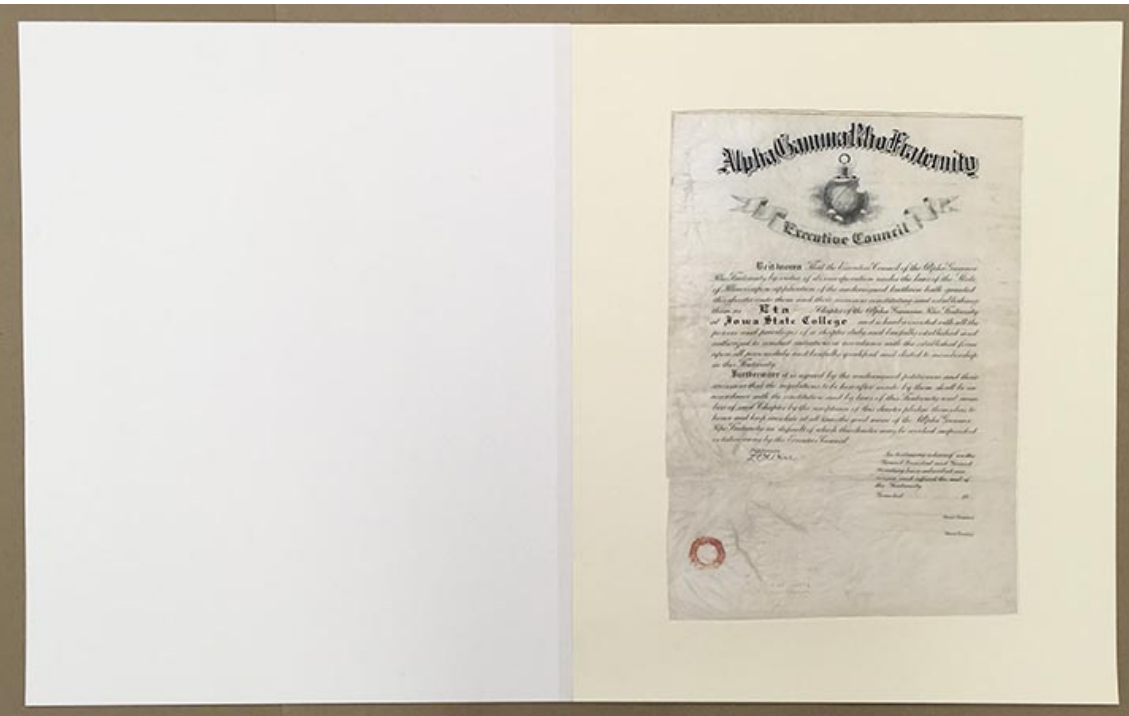
Verso

Before Treatment



Frame

After Treatment



Storage mat